

BAYER/TECHNICON RA-1000® TRAYS

RINSING PROCEDURES


For Our Low Volume Users

Items Supplied

- 1 - Rinsing Canister (retain for future use)
- 2 - Bottles of Decontamination Solution
- 1 - Plastic Bag
- 1 - FedEx Return Record

1. PREPARE

After completion of tests, stack trays in canister with wells facing up. The canister will hold 4 trays.



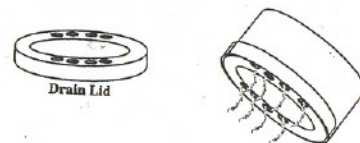
2. RINSE

Fill canister 3 liters full with DI water and add 1/3 bottle decontamination solution. Secure lid and invert canister 4-5 times. Trays should not soak more than 8 hours.



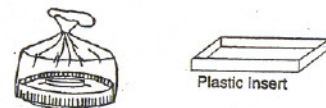
3. DRAIN

Replace lid with drain lid and thoroughly drain liquid. Do not allow trays to dry. Bag trays directly after draining.



4. BAG & BOX

Transfer trays to bag, twist tie close and place in box. The box will hold 1 bag of 10 trays. Place plastic insert on top of bag to secure trays during shipping.



5. SHIP

Once box is full, enclose a completed FedEx pickup record and empty solution bottles. Seal box with preprinted address on outside flap and call FedEx at 1-800-937-4587 for pickup.

