

BECKMAN/COULTER/I.L. MONARCH® ROTORS

RINSING PROCEDURES

FOR OUR LOW VOLUME USERS

Items Supplied

2 – Rinsing Canisters (Retain for Future Use)

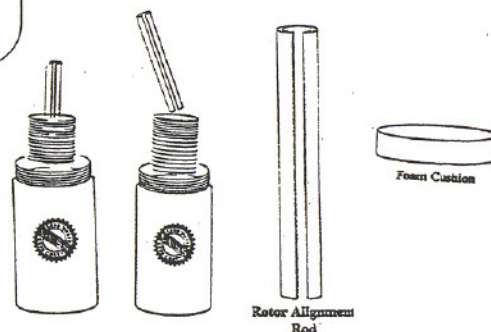
2 – Bottles of Decontamination Solution

1 – Box Liner with Ties

1 – FedEx Pickup Record

1. PREPARE

Transfer rotors from discard stack to canister. Release the D-key guide and carefully remove, leaving the rotors aligned in the canister. Insert rod into stack of rotors. Place foam on top of stack. Each canister will hold 16 rotors.



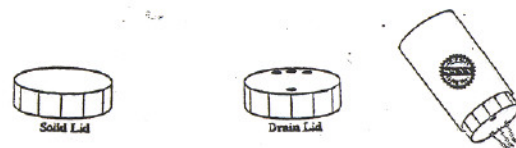
2. RINSE

Fill canister $\frac{3}{4}$ full with DI water and $\frac{1}{2}$ bottle decontamination solution. Secure lid and gently rotate canister 8-10 times.



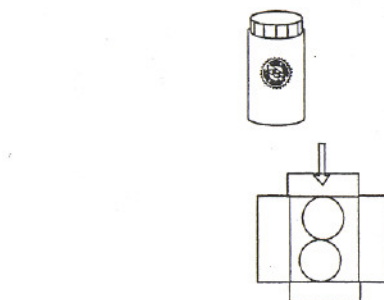
3. DRAIN

Replace lid with drain lid and thoroughly drain liquid from canister.



4. BOX

Replace drain lid with solid lid, close tightly, and place canister in plastic liner in box. Check canisters for wetness to guard against box becoming wet during shipping. The box will hold 2 canisters of 16 rotors. (32 rotors)



5. SHIP

Once the box is full, enclose a completed FedEx Pickup Record and empty solution bottles. Seal box with preprinted return address on outside flap and call FedEx at 1-800-937-4587 for pickup.

