

MLA-1400® CUVETTES

RINSING PROCEDURES FOR OUR MEGA VOLUME USERS

Items Supplied

- 1 Rinsing Canister (Retain for Future Use)
- 1 Drain Lid/Solid Lid
- 6 Bottles of Decontamination Solution
- 1 Cuvette Receptacle
- 1 Kit of 4 bags & Twist Ties
- 1 FedEx Ground Return Record

1. PREPARE

After completion of tests, empty cuvettes from the instrument waste bin into the white rinsing canister.

2. RINSE

Fill canister with ½ bottle of decontamination solution and D.I. water as indicated on canister.

3. ROTATE

Seal canister with solid lid. Rotate canister 3 or 4 times ensuring all cuvettes are exposed to the liquid and let stand for 5-10 minutes.

4. DRAIN

Replace solid lid with drain lid and pour solution down drain. Inverting the container a second and third time will allow for additional liquid to be shed from cuvettes.

5. BAG

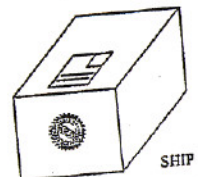
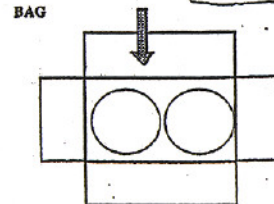

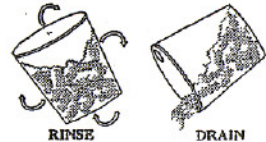

Empty decontaminated cuvettes into cuvette receptacle. Bag, twist tie, and double-bag when cuvettes reach approximately 2" from rim of receptacle.

6. BOX

Place double-bagged parcels in box.

7. SHIP

Once box is full, enclose a completed FedEx Ground Pickup Record and empty solution bottles. Seal box with preprinted return address on outside flap and call FedEx Ground at **1-800-937-4587** for pickup.



***PLEASE – Ensure you return cuvette loading rods with each shipment.