

ROCHE COBAS-MIRA® CUVETTE STRIPS

RINSING PROCEDURES

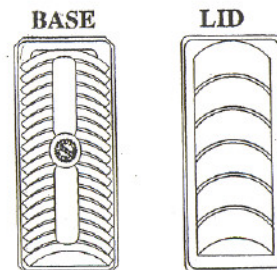
For Our Low Volume Users

Items Supplied

- 1 - Rinsing Canister (retain for future use)
- 2 - Bottles of Decontamination Solution
- 6 - Blister Packs/Plastic Bags
- 1 - FedEx Ground Return Record

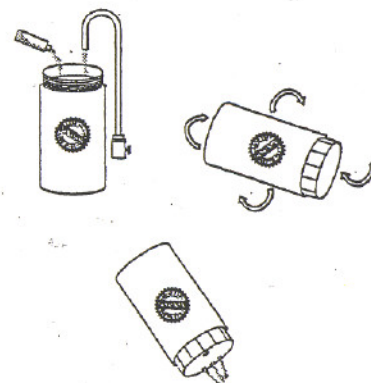
1. PREPARE

After completion of tests, place strips into slots of blister pack. Each pack holds 18 strips. Snap top of pack firmly into place by aligning base and top together.




2. RINSE

Fill canister half full with DI water and 1/3 bottle decontamination solution. Gently squeeze the neck of the canister and insert pack containing strips. Secure solid lid and rotate canister 8 - 10 times.



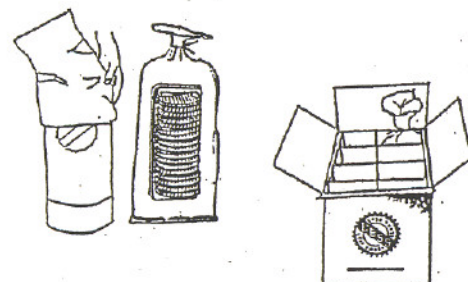
3. DRAIN

Place drain lid on canister and thoroughly drain liquid from canister.



4. BAG & BOX

Bag pack of strips, twist tie close and put in box. Box holds 6 packs of 18 strips. (108 strips).



5. SHIP

Once box is full, enclose a completed FedEx Ground pickup record and empty solution bottles. Seal box with preprinted return address on outside flap and call FedEx Ground at 1-800-937-4587 for pickup.

