

# ENI Gemeni Discs®

## THE KEY TO SUCCESSFUL CUVETTE REPROCESSING IS IMMEDIATE AND THOROUGH RINSING OF THE USED CUVETTES

### 1. LOAD

Place used discs from analyzer into rinsing container with wells facing up. (Container will hold up to 8 trays.) **Always position a spacer between each disc whether discs are in the decontamination container or the plastic bag for shipping.**



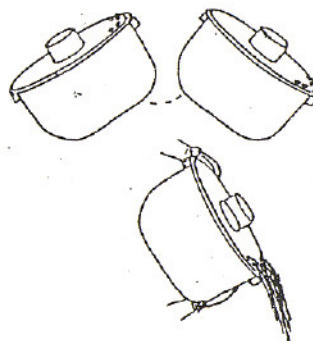
### 2. RINSE

Fill container covering discs with DI water and add 1/4 bottle decontamination solution.



### 3. ROTATE

Apply lid and gently press foam column down to secure discs. Rotate the container from side to side in order to allow the solution to contact all parts of each disc.

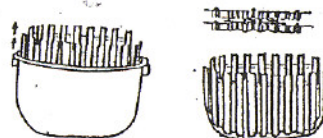


### 4. DRAIN

Thoroughly drain by shaking container as solution is being dispensed.


### 5. BAG

Transfer decontaminated discs by pulling basket from container and removing discs inserting them into the bag, twist tie close and place into shipping carton. (Box will hold 100 discs, 4 bags of 25.)



### 6. BOX

Enclose completed packing slip and empty solution bottles.



### 7. SHIP

Seal carton with pre-affixed return label on outside flap.