

SYSMEX CA SERIES

RINSING PROCEDURES FOR OUR HIGH VOLUME USERS

Items Supplied

- 1 Rinsing Canister (retain for future use)
- 1 – Drain/Solid Lid
- 6 – Bottles of Decontamination Solution
- 1 – Cuvette Receptacle
- 1 – Kit of 4 Bags & Twist Ties
- 1 – FedEx Ground Return Record

1. PREPARE

After completion of tests, empty cuvettes from the instrument waste bin into the white rinsing canister.

2. RINSE

Fill canister with ½ bottle of decontamination solution and D.I. water as indicated on canister.

3. ROTATE

Seal canister with solid lid. Rotate canister 3 or 4 times ensuring all cuvettes are exposed to the liquid and let stand for 5 – 10 minutes.

4. DRAIN

Replace solid lid with drain lid and pour solution down drain. Inverting the container a second and third time will allow for additional liquid to be shed from cuvettes.

5. BAG

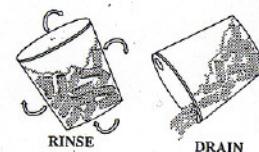

Empty decontaminated cuvettes into cuvette receptacle. Bag, twist tie, and double-bag when cuvettes reach approximately 2" from rim of receptacle.

6. BOX

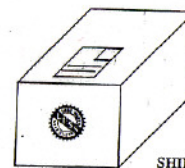
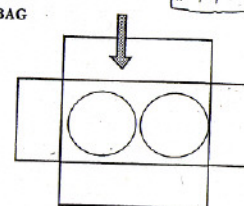
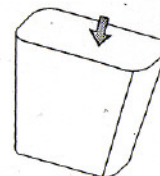
Place double-bagged parcels in box.

7. SHIP

Once box is full, enclose a completed FedEx Ground pickup record and empty solution bottles. Seal box with preprinted return address on outside flap and call FedEx Ground at 1-800-937-4587 for pickup.



DRAIN



CA® is a Registered Trademark of Sysmex