


Bio Chem ATAC 6000 Cuvette Strips®

THE KEY TO SUCCESSFUL CUVETTE REPROCESSING IS IMMEDIATE AND THOROUGH RINSING OF THE USED CUVETTES

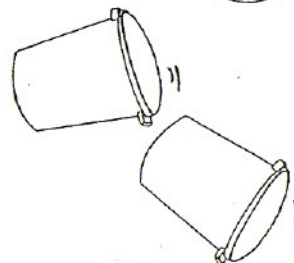
1. **LOAD**

Place used cuvette strips into container after each use.



2. **RINSE**

Fill container covering strips with DI water and add 1/2 bottle decontaminating solution.



3. **ROTATE**

Secure lid, swirl container 4 - 5 times ensuring complete coverage.

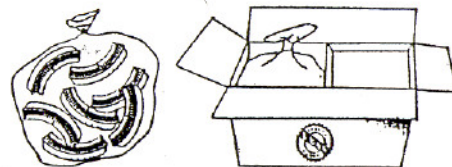
4. **DRAIN**

Replace top with drain lid and thoroughly drain by shaking container as solution is being dispensed.




5. **BAG**

Transfer decontaminated cuvette strips to bag, twist tie close and place in shipping carton. (Box will hold 200 strips - 4 bags of 50).



6. **BOX**

Enclose completed packing slip and empty solution bottles.



7. **SHIP**

Seal carton with pre-affixed return label on outside flap.

