

# ACE® CUVETTES

## RINSING, PACKING AND SHIPPING PROCEDURES

### Items Supplied

- 1 – Shipping Carton With Cover Tray
- 1 – Rinsing Container with Solid Lid
- 1 – Drain Lid
- 4 – Bottles Sodium Hypochlorite (Bleach)
- 1 – Shipping Canister with Yellow Lid
- 1 – FedEx Ground Return Record

*PROTECTIVE GLOVES SHOULD BE WORN DURING RINSING PROCESS*

### 1. LOAD

At end of shift empty used cuvettes from the instrument waste tray into the white Rinsing Container provided.

### 2. FILL

(Loaded container needs to be taken to a convenient rinsing station.) Empty ½ bottle of Sodium Hypochlorite (Bleach) into the rinsing container and fill with D.I. water as indicated.

### 3. RINSE

Seal container with solid lid. Hold over the sink and invert 3 or 4 times so that all cuvettes are exposed to the liquid and let stand for 5-10 minutes.

### 4. DRAIN

Replace Solid Lid with Drain Lid and pour solution down drain. Inverting the container a second and third time will allow for additional liquid to be shed from cuvettes.

### 5. BAG


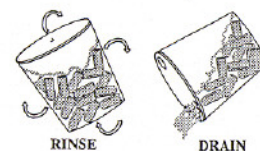
Empty decontaminated cuvettes into Shipping Canister as indicated. Place Yellow Lid on Container and store in Shipping Carton. Repeat until approximately 70 Sleeves worth of Cuvettes have been used.

### 6. BOX

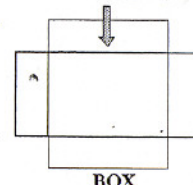
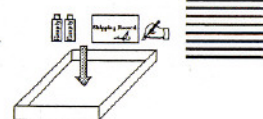
Place Shipping Canister with Decontaminated Cuvettes into Shipping Carton as shown. Enclose empty bleach bottles, used Cuvette Sleeves and the completed FedEx shipping record.

### 7. SHIP

Seal shipping carton with preprinted return label appearing on outside flap. Call FedEx Ground at 1-800-937-4587 for pick up.



Cuvette Sleeves



*NOTE: PLEASE RETAIN RINSING CONTAINER AND LIDS FOR FUTURE USE.*

ACE® is a Registered Trademark of Alfa Wassermann